

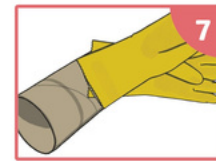
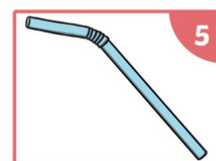
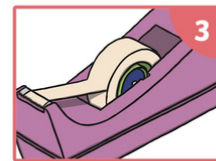

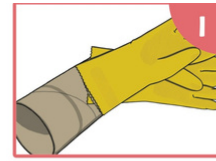
# MAKE RUBBER GLOVE BAGPIPES!

## YOU WILL NEED

- 1 Cardboard Tube
- 1 Rubber Band
- 1 Straw
- 1 Rubber/Latex Glove
- Scissors (Get help from an adult)
- Sticky Tape

## WHAT TO DO:

- 01** Place the wrist end of the rubber glove over the top of the cardboard tube.
- 02** Use a rubber band and wrap it tightly over the end of the glove which is over the tube.
- 03** Add some extra sticky tape around the join to make sure no air escapes.
- 04** Cut a tiny hole in the glove at the tip of the middle finger.
- 05** Push the end of the straw into the hole on the middle finger that you just cut.
- 06** Using sticky tape, tape the straw tightly to the straw so that no air can escape.
- 07** Hold the tube out in front of you with the glove and straw end at the top.
- 08** To make sounds blow into the straw, and pull the palm of the glove over the top of the tube.



# Musical Instrument Research!

Choose a musical instrument that is used in music in NI/ Ireland and find out all about it!

The Instrument I have chosen to research is: \_\_\_\_\_

Materials it's made from:

What kind of sound does it make?


Instrument Family it belongs to:

Sketch the Instrument:



# PIPERS UNIFORM

Name the Parts of the Bagpiper's Uniform



sporrán  
spats

feather bonnet  
bagpipes

kilt  
plaid sash

# BAGPIPE ACTIVITY

Name \_\_\_\_\_

Name the Parts & Colour your Bagpipes!  
Blow-Pipe, Tenor Drone, Bass Drones, Bag, Chanter

